




Roof Report

Kaneohe, HI 96744, USA

2,684 sqft

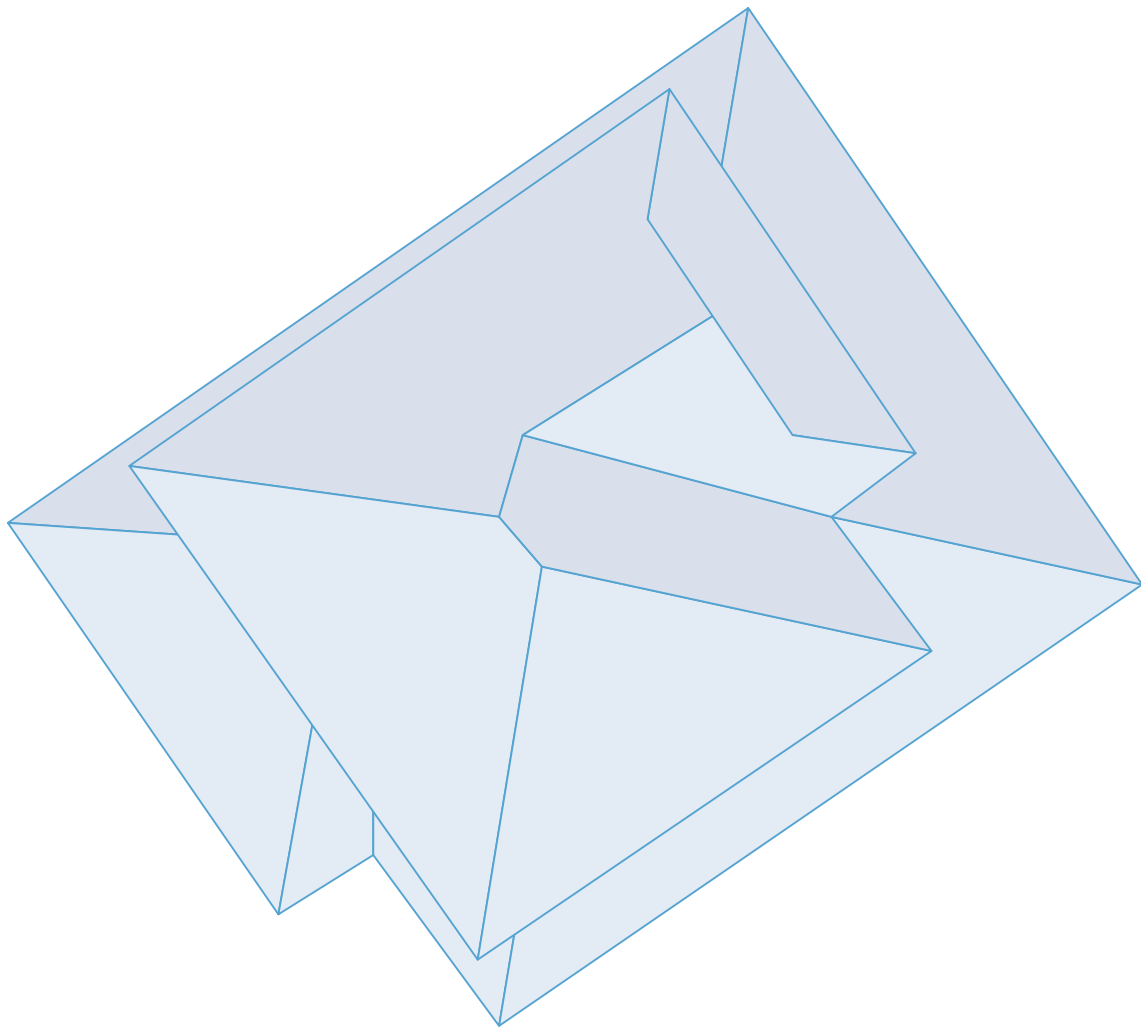
12 facets

Predominant Pitch 4/12












Diagram

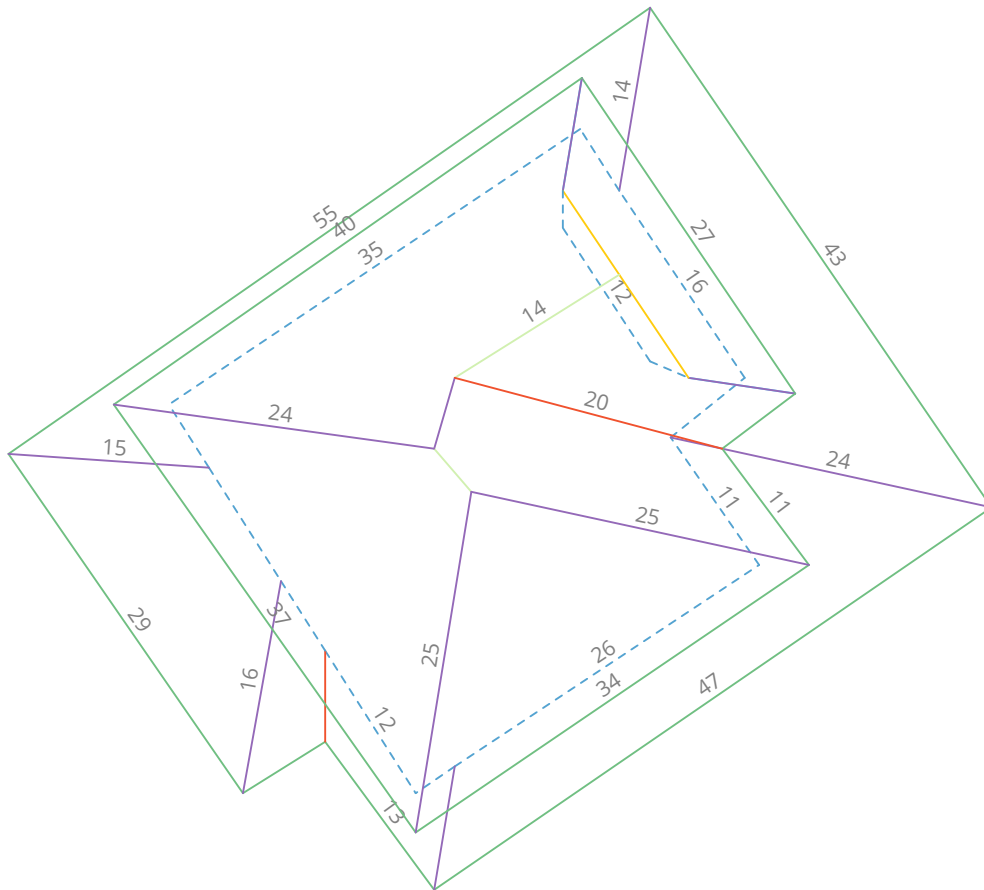
Kaneohe, HI 96744, USA



Length Measurement Report

Kaneohe, HI 96744, USA

- | | | |
|--|--|---|
|  Eaves 343ft 8in |  Valleys 26ft 5in |  Hips 169ft 1in |
|  Ridges 17ft 6in |  Rakes 16ft 4in |  Wall Flashing 149ft 9in |
|  Step Flashing 0ft |  Transitions 0ft |  Unspecified 15ft 5in |



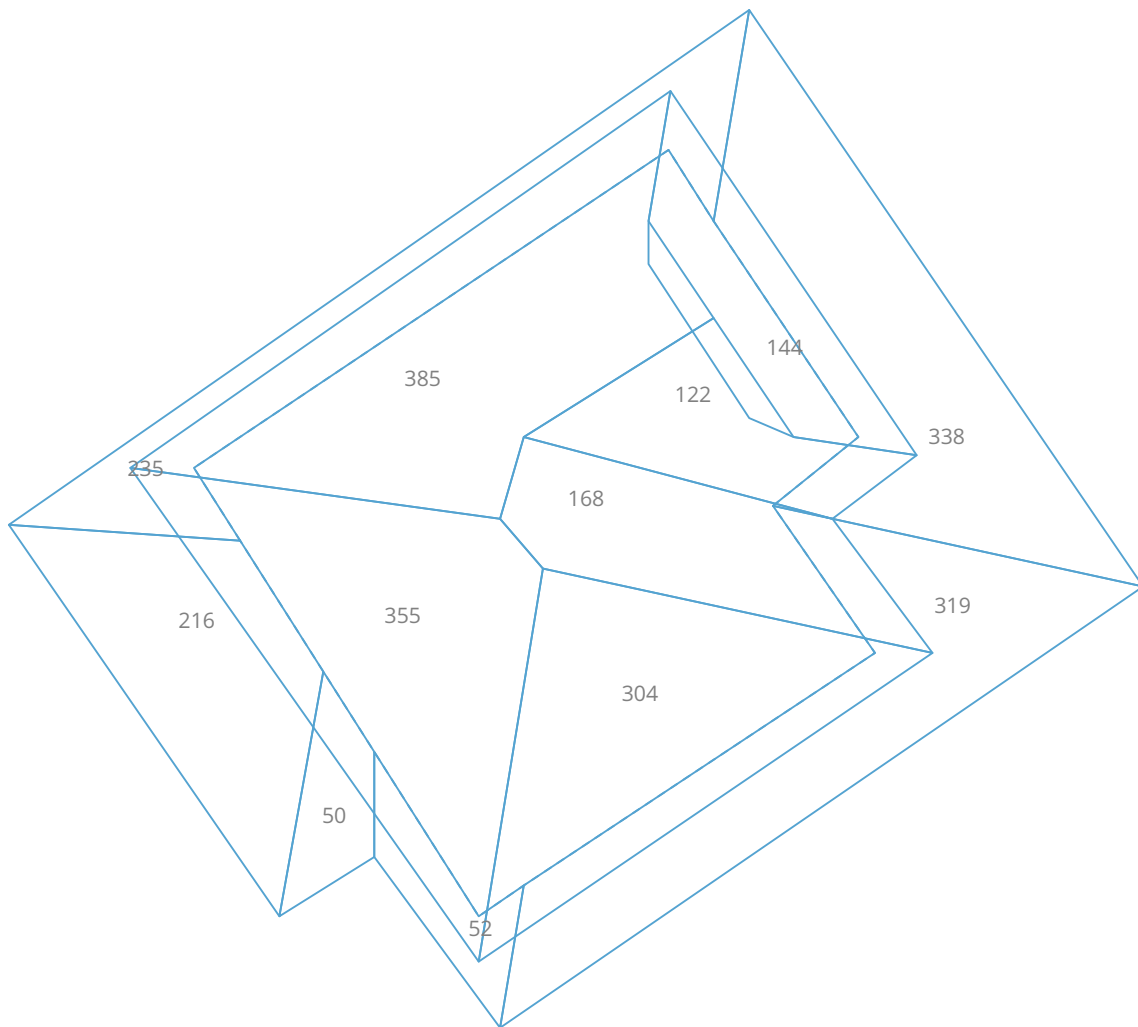
Note: The above diagram contains measurements that have been rounded up. 6 and 9 are written •6 and •9 to avoid confusion. Some edge length totals have been hidden from the diagram to avoid overcrowding. Flashings are depicted as dotted lines.

Area Measurement Report

Kaneohe, HI 96744, USA

Total Low Pitch: 0 sqft
Total Two Story: 0 sqft
Total Two Layer: 0 sqft

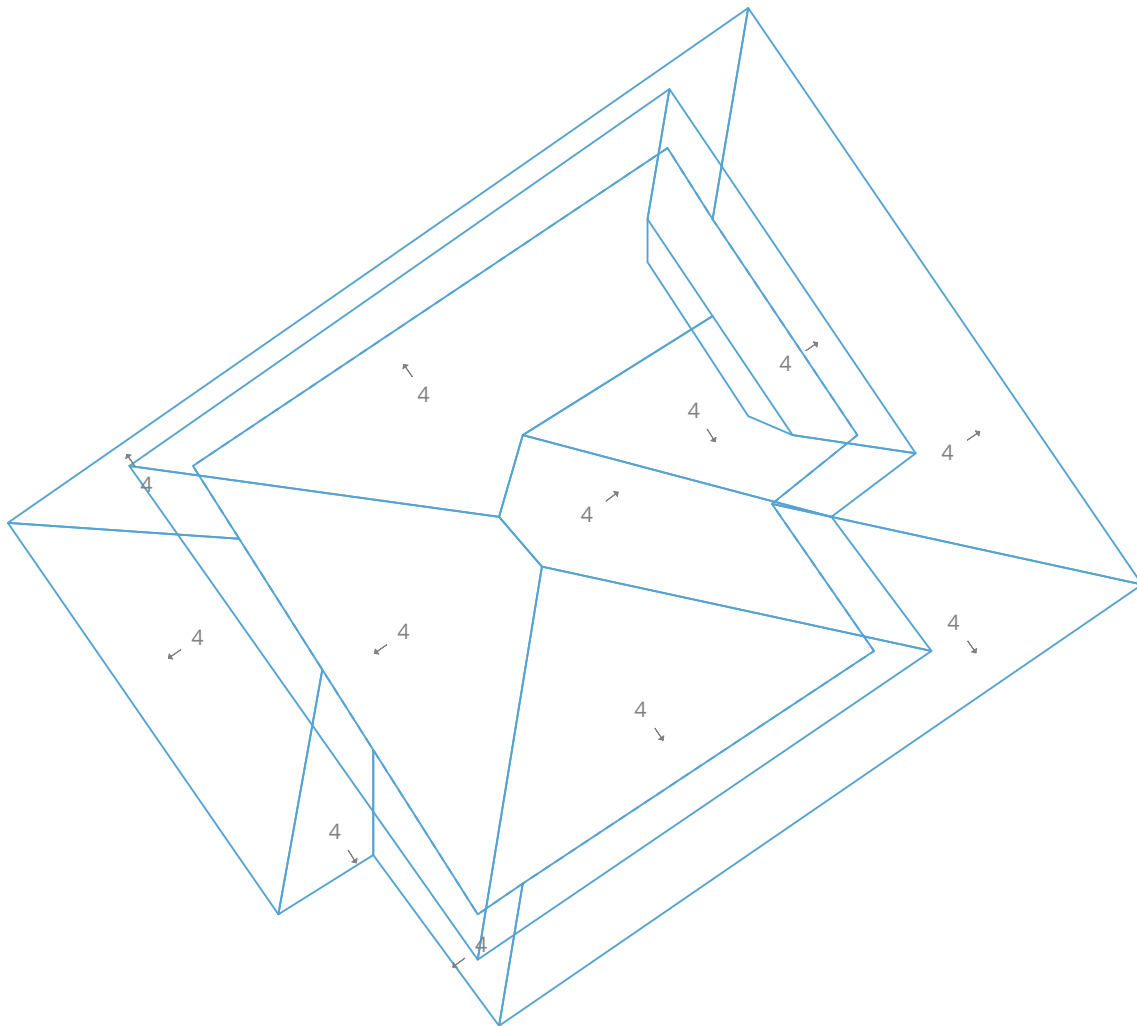
Predominant Pitch: (4/12)
Predominant Pitch Area: 2,684 sqft
Total Area: 2,684 sqft



Note: The above diagram contains measurements rounded to the nearest whole number. The total at the top of the page is the sum of all the unrounded (exact) measurements, which is then rounded. Flashings are depicted as dotted lines. Deleted facets, which are not labeled with area, (Skylights, Chimneys, AC units) are omitted from area sums.
Copyright © 2019 Roofr.com | All rights reserved.

Pitch & Direction Measurement Report

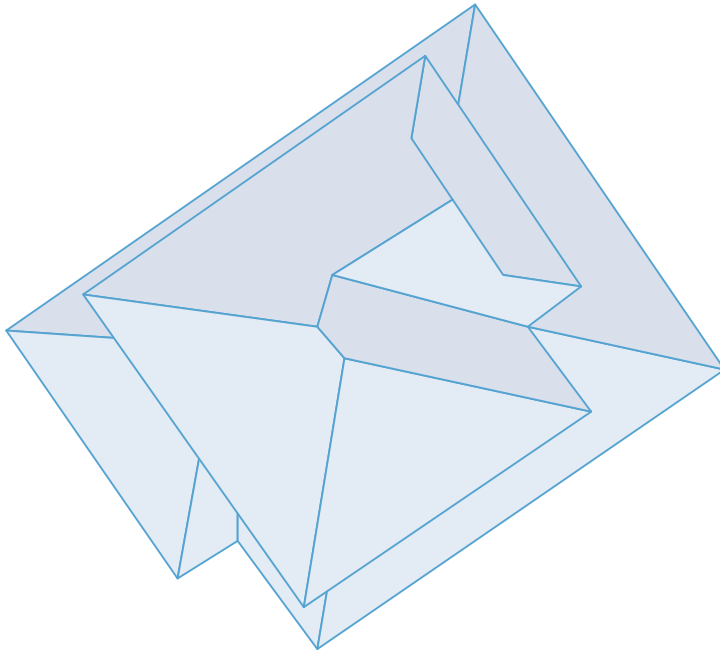
Kaneohe, HI 96744, USA



Note: Flashings are depicted as dotted lines. Deleted facets do not have a pitch and therefore are not labeled.

All Structures Summary

Kaneohe, HI 96744, USA



Measurements

Total Roof Area	2,684 sqft
Total Roof Facets	12 facets
Predominant Pitch	4/12
Total Eaves	343ft 8in
Total Valleys	26ft 5in
Total Hips	169ft 2in
Total Ridges	17ft 6in
Total Rakes	16ft 4in
Total Wall Flashing	149ft 10in
Total Step Flashing	0ft
Total Transition	0ft
Total Unspecified	15ft 6in
Hips + Ridges	186ft 7in
Eaves + Rakes	360ft

Pitch 4/12

Area (sqft)	2,684
Squares	26.9

Waste %	0%	10%	12%	15%	17%	20%	22%
Area (sqft)	2,684	2,953	3,007	3,087	3,141	3,221	3,275
Squares	26.9	29.6	30.1	30.9	31.5	32.3	32.8

We've calculated the waste percentages you might expect for this job. A number of factors are involved in determining which waste percentage to use including: how complex the roof is, and your roof application style. These numbers only include the roof area. You will also need to calculate the quantity of materials you will need for hips, valleys, ridges, and starter lengths. Copyright © 2019 Roofr.com | All rights reserved.